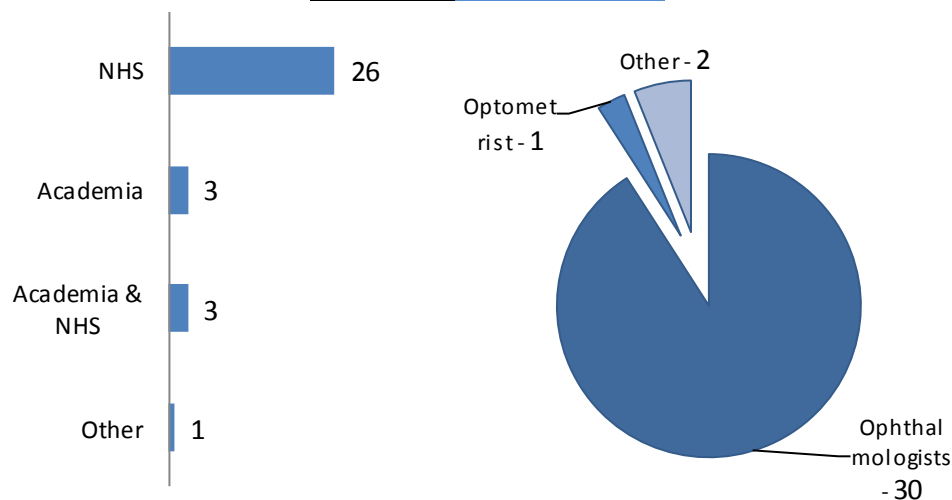


FEEDBACK FROM WORKSHOP FOR PRACTICAL STATISTICS RCOPHTH ANNUAL CONGRESS LIVERPOOL 20TH MAY 2015



PARTICIPANTS



WHAT DID YOU LIKE ABOUT PRACTICAL STATISTICS WORKSHOP?

- 👁️ All the speakers were experienced in ophthalmic research which doesn't happen in other symposia
- 👁️ All very good
- 👁️ Application to ophthalmology
- 👁️ Better understanding stats in papers
- 👁️ BJO Stats notes series
- 👁️ Clear explanation although limited time
- 👁️ Clear talks
- 👁️ Clients; fundamental topics where doubles exist
- 👁️ Excellent
- 👁️ Good
- 👁️ Good to see the inaugural session on statistics
- 👁️ Great
- 👁️ Interesting
- 👁️ It was nice to know what to look for from statistics point of view in interpretation of results of study
- 👁️ One eye or two
- 👁️ Pointers to further information
- 👁️ Power calculation, bias in studies
- 👁️ Presentations excellent
- 👁️ Simple explanations with relevant examples
- 👁️ Subject/ topic; 1st 2 lectures
- 👁️ The idea of quality design in studies and the use of better method for your study
- 👁️ Useful clear concepts not previously covered
- 👁️ Useful information
- 👁️ Very friendly
- 👁️ Very good session
- 👁️ Very good, with example relevant to ophthalmology



WHAT WOULD YOU LIKE COVERED IF A WORKSHOP SUCH AS THIS WAS REPEATED?



Experimental design and stats test



Explain jargon in simple words with more tune and clarity. After all it is of clinical use for the patients and for doctors to use



Kappa scores for intergrades agreement in diabetic type screening



Longer sessions taking through steps in statistical analysis of any audit / research done



More detail in data types (e.g. ordinal / interval / ratio); more detail of appropriate methods of analysis from different data sets; more example from literature (good and bad)



More examples and antique of published works



More examples on study design



More of same



More practical examples of pitfalls



What do we do for categorical variables for e.g. Snellen vision, grades of diabetic retinopathy etc.



Optometry & physiological and optics statistical series should be mentioned



Start from simple move on to more artificial



Move on all the arrays people can be misled by data, has it is presented etc. Rapid revision A when t-tests X2 etc. are used. the recent work on small samples and p values



Target specific questions. Example: measuring change in ??, strabismus angle, using/analysing EHR dataset



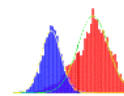
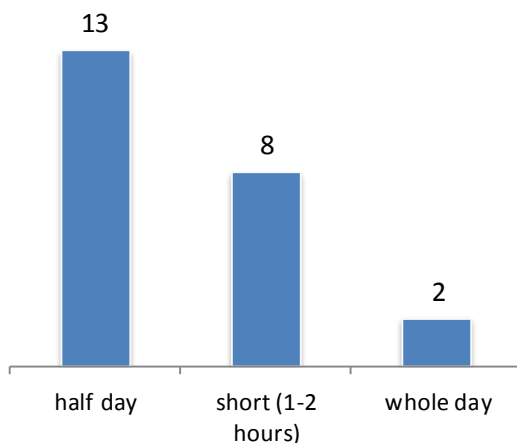
The same thing but larger period



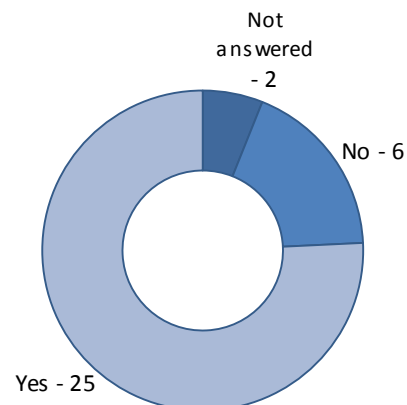
Statistical test; statistical packages; parametric/non parametric



HOW LONG WOULD YOU WANT A SESSION TO BE?

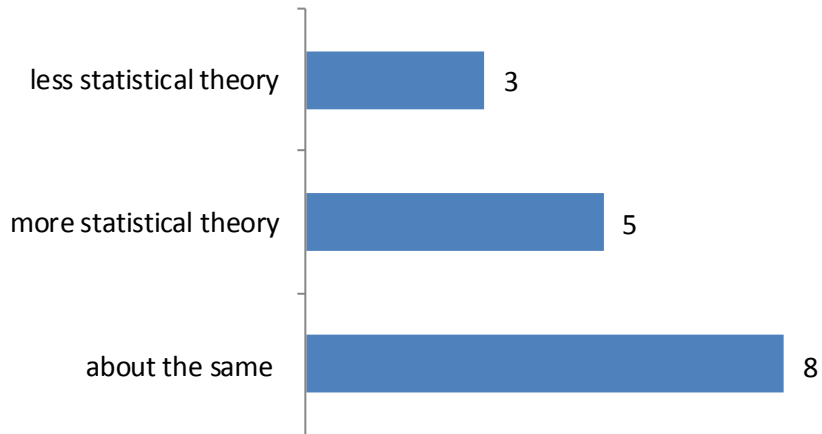


Statistics HAVE YOU EVER STUDIED STATISTICS?





DO YOU WANT MORE OR LESS STATISTICS?



A more basic one aimed at trainees



About the same



Not more



For a session of this length, the amount is about right; specific seminars would be welcome



I think that most ophthalmologists are completely hopeless at maths and statistics. A suggestion for further seminars - statistics for ophthalmologist who read the scientific literature to understand how to change their practice.